


# C1D1 PNEUMATIC AIR DRYER

SAFE IN ENVIRONMENTS WITH COMBUSTIBLE  
DUST, VAPORS, & OTHER FLAMMABLE SUBSTANCES



## NO ELECTRICITY NO SPARK NO EXPLOSIONS

The Tsunami C1D1 Pneumatic Air Dryer is engineered for Class 1, Division 1 hazardous locations with the ability to provide safe and reliable compressed air drying without the use of electricity. Designed for environments where flammable gases or vapors are present, it eliminates ignition risks while delivering clean, dry air to protect tools, equipment, and processes. The C1D1 dryer is ideal for maintaining safety and performance in explosive or volatile conditions.

### FIRE-SAFE DRYING CAPABILITIES

With a pneumatic timer controller connected to the system, the C1D1 Dryer can be placed anywhere in electricity-free facilities and areas where compressed air dryers are a necessity to complete and enhance operations.

### MOUNT IT WHERE YOU NEED IT

The C1D1 Pneumatic Air Dryer comes as a full package with wall brackets or a floor mount stand, giving you the ability to place the system where it will perform best.

### FEATURES

- Pneumatic-powered Controller
- Water Separator
- Oil Coalescing Filter
- Regenerative Dryer
- Wall Brackets or Floor Mount Stand
- Float Drains or Pneumatic Drains for Filters

### BENEFITS

- No electricity required
- ATEX Certified
- Explosion-proof components
- Low dew points to prevent freezing in air pipes

### COMMON APPLICATIONS

- Oil & Gas: Refineries, drilling rigs, and production sites
- Chemical Manufacturers
- Grain Elevators & Flour Mills
- Paint Facilities
- Woodworking
- Textile Mills

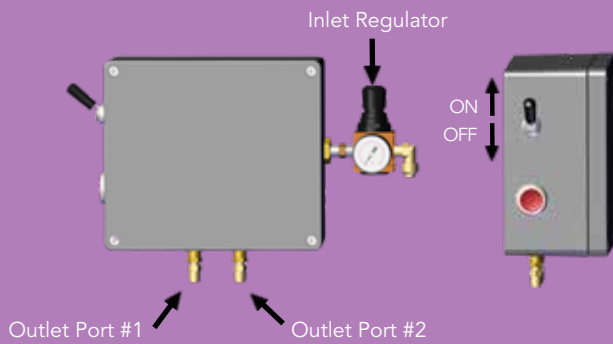


FOR MORE INFORMATION ON TSUNAMI

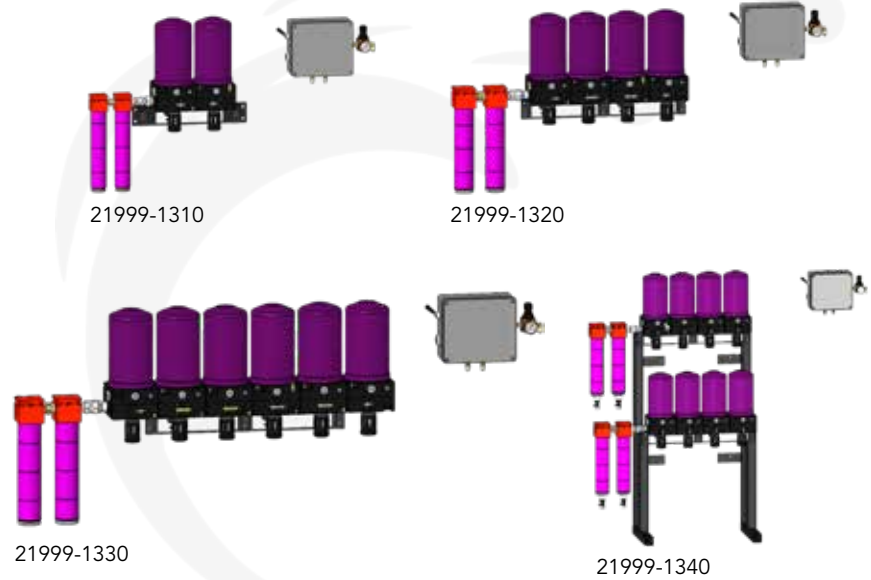
**Contact Your Tsunami Distributor or Call 1.800.782.5752**

10531 Dalton Ave NE | Monticello, MN 55362 | [TSUNAMI.US.COM](http://TSUNAMI.US.COM)

## HOW IT WORKS



- 1 Air supply in: compressed air enters inlet port
- 2 Control signal: sends pulse of air to trigger timer
- 3 Timer delay begins: the timer restricts the airflow using an adjustable orifice. This slows down air pressure build-up, creating a delay
- 4 Trigger or output action: pressure opens/closes another valve



## SIZING & ORDERING INFORMATION

ITEM #	DESCRIPTION	# OF TOWERS	CFM	DRAINS	WATER SEPARATOR	OIL COALESCING FILTER
21999-1310	40 CFM Class I Division 1 Hazardous Location Regenerative Drying System with Float Drains	2	40	FLOAT	1 x 50 Series	1 x 50 Series
21999-1320	80 CFM Class I Division 1 Hazardous Location Regenerative Drying System with Float Drains	4	80	FLOAT	1 x 120 Series	1 x 120 Series
21999-1330	120 CFM Class I Division 1 Hazardous Location Regenerative Drying System with Float Drains	6	120	FLOAT	1 x 120 Series	1 x 120 Series
21999-1340	160 CFM Class I Division 1 Hazardous Location Regenerative Drying System with Float Drains	8	160	FLOAT	2 x 120 Series	2 x 120 Series
21999-1350	200 CFM Class I Division 1 Hazardous Location Regenerative Drying System with Float Drains	12	200	FLOAT	2 x 120 Series	2 x 120 Series
21999-1355	300 CFM Class I Division 1 Hazardous Location Regenerative Drying System with Float Drains	18	300	FLOAT	3 x 120 Series	3 x 120 Series
21999-1360	400 CFM Class I Division 1 Hazardous Location Regenerative Drying System with Float Drains	24	400	FLOAT	4 x 120 Series	4 x 120 Series

ITEM #	DESCRIPTION	# OF TOWERS	CFM	DRAINS	WATER SEPARATOR	OIL COALESCING FILTER
21999-1310-MM	40 CFM Class I Division 1 Hazardous Location Regenerative Drying System with Pneumatic Drains	2	40	PNEUMATIC	1 x 50 Series	1 x 50 Series
21999-1320-MM	80 CFM Class I Division 1 Hazardous Location Regenerative Drying System with Pneumatic Drains	4	80	PNEUMATIC	1 x 120 Series	1 x 120 Series
21999-1330-MM	120 CFM Class I Division 1 Hazardous Location Regenerative Drying System with Pneumatic Drains	6	120	PNEUMATIC	1 x 120 Series	1 x 120 Series
21999-1340-MM	160 CFM Class I Division 1 Hazardous Location Regenerative Drying System with Pneumatic Drains	8	160	PNEUMATIC	2 x 120 Series	2 x 120 Series
21999-1350-MM	200 CFM Class I Division 1 Hazardous Location Regenerative Drying System with Pneumatic Drains	12	200	PNEUMATIC	2 x 120 Series	2 x 120 Series
21999-1355-MM	300 CFM Class I Division 1 Hazardous Location Regenerative Drying System with Pneumatic Drains	18	300	PNEUMATIC	3 x 120 Series	3 x 120 Series
21999-1360-MM	400 CFM Class I Division 1 Hazardous Location Regenerative Drying System with Pneumatic Drains	24	400	PNEUMATIC	4 x 120 Series	4 x 120 Series